

## 2025 CAMPOREE PACKET

### FORGED

Proverbs 27:17

“As iron sharpens iron, so one person sharpens another.”



## Table of Contents

Registration Overview.....	4
Online Registration.....	4
Registration Costs .....	4
Check & Mail Instructions .....	4
Registration Forms .....	4
T-shirt Size Guide .....	4
Important Deadlines .....	4
Outpost Camporee Roster Form .....	5
Event Attendee Information Form (Page 1) .....	5
Event Attendee Information Form (Page 2) .....	5
Camporee Rules & Expectations .....	6
Rule 1 – God First .....	6
Rule 2 – Safety is Paramount .....	6
Rule 3 – Live By the Code .....	6
Rule 4 – Obey Campground Rules.....	6
Rule 5 – Leave No Trace .....	6
Rule 6 – Your Schedule is your Guide.....	6
Rule 7 – No Forms, No Activities .....	6
Rule 8 – It is just for fun! .....	7
Pow-Wow Personal Checklist.....	8
Registration Forms .....	8
Clothing Items .....	8
Personal Items.....	8
Optional Items.....	8
Camp Map .....	9
From Los Angeles Area .....	9
From the Southern Central Valley & the Los Angeles Area.....	10
From the Mojave Desert (Las Vegas, Nevada, & Inland Empire) .....	10
Emergency Information .....	11
Kern Valley Healthcare District Hospital .....	11
Rural Health Clinic .....	11
Mesa Clinical Pharmacy.....	12

Kern County Fire Station 76 .....	12
Activity Registration Forms .....	13
.22 Rifle Range 🏆🥈🥉 .....	14
BB-Gun Range .....	15
Archery Range 🏆🥈🥉 .....	16
Shot-Gun Range .....	17
Relay Race Team A 🏆 .....	18
Relay Race Team B 🏆 .....	18
Tug-Of-War Team A 🏆 .....	19
Tug-Of-War Team B 🏆 .....	19
Volleyball Team 🏆 .....	20
Outpost Patrol Spirit 🏆 .....	21
Outpost Patrol Flag Creation Guidelines .....	21
Outpost Patrol Song Creation Guidelines .....	21
Outpost Patrol Yell Creation Guidelines .....	21
Best Campsite 🏆 .....	22
Best Campsite Criteria .....	22
The Director's Trophy 🏆 .....	23
Previous Trophy Winners .....	24

---

# Registration Overview

## Online Registration

Register your boys and leaders at <https://spdroyalrangers.org/event/2025-camporee/>

## Registration Costs

- **\$135 Early Registration** (by June 30): Includes activities, patch, and t-shirt
- **\$145 Late Registration** (after June 30): Includes activities and patch only (no t-shirt)
- **\$50 Camporee Staff**

## Check & Mail Instructions

Make church checks payable to: *SOUTHERN PACIFIC DISTRICT*

Mail check to: *614 S. 5<sup>TH</sup> AVE. LA PUENTE, CA 91746*

Memo: SPD Royal Rangers 2024 Camporee

## Registration Forms

- Outpost Camporee Roster Form
- Event Attendee Information Form
- Camporee Packet (pages 14-20)

All forms can be downloaded on our website. Please click on the following link to download the forms:

<https://spdroyalrangers.org/event/2025-camporee/>

## T-shirt Size Guide

Please use the following size chart to determine the difference between youth & adult sizes:

- Youth: YS, YM, YL
- Adult: S, M, L, XL, 2XL, etc.

## Important Deadlines

- July 8: Email **Outpost Camporee Roster** to get t-shirts
- July 21: Email **Event Attendee Form + Camporee Packet** (pp. 14–20) to join tournaments. Send forms to: [joel@spdroyalrangers.org](mailto:joel@spdroyalrangers.org)

## Outpost Camporee Roster Form

This form serves as a comprehensive registration checklist for your outpost. This form includes:

- Outpost Information
- Tournament Activity Participation
- Registration details, payment plan, emergency contacts, and t-shirts.

## Event Attendee Information Form (Page 1)

This form is required for all campers. No one will be allowed to participate in activities without it.

- Adults: Must complete the form for emergency purposes.
- Boys: Must have the form completed and signed by a parent or legal guardian.
- Leaders: It is your responsibility to ensure that boys do not participate in water or shooting sports without signed parental consent.

**Safety Reminders: Life vests are required at all times in the lake—for both boys and adults. Boys must be supervised at all times, regardless of swimming ability.**

## Event Attendee Information Form (Page 2)

This form is mandatory for all campers. Without it, campers will not be allowed to participate in any activities. Includes the following permissions for minors:

- **Swimming & Wading Permission** – Required for lake activities
- **Permission to Compete & Use Equipment** – Required for archery and tomahawk/knife throwing
- **Rifle (Firearm) Permission** – Required for shooting sports

Email completed forms by July 21 to [joel@spdroyalrangers.org](mailto:joel@spdroyalrangers.org)

---

## Camporee Rules & Expectations

### Rule 1 – God First

- Camporee is full of fun—lake time, shooting sports, and exciting activities—but the most important part is encountering God. Powerful messages, altar time, and seeking the Holy Spirit are at the heart of this camp. Attendance at all services is required. Let's keep God first in everything we do.

### Rule 2 – Safety is Paramount

- Boys must never be left unsupervised or placed under the care of other minors. They must be accompanied by an adult to and from all activities at all times.

### Rule 3 – Live By the Code

- A Royal Ranger lives by the code. Be courteous, obedient, and respectful to both Camporee and Camp Whitsett staff. Represent Christ well through your actions and words.

### Rule 4 – Obey Campground Rules

- As guests of Camp Whitsett, we must go above and beyond to honor their rules. Violations may result in immediate dismissal without a refund.
  1. No open fires allowed
  2. Registration opens Thursday at 1:00 PM – no early arrivals
  3. Lights Out: 10:30 PM – 5:00 AM
  4. Park only in designated areas
  5. No parking or driving into campgrounds (\$500 fine)
  6. No driving through rivers or creeks
  7. Dishwashing only in designated areas (not restrooms, spigots, or streams)
  8. Place all trash in containers or bags at the designated roadside pickup
  9. No bikes, skateboards, or rollerblades
  10. No personal firearms – confiscated and not returned

### Rule 5 – Leave No Trace

- ***“A Royal Ranger always leaves the campground better than he found it.”***  
Keep campsites clean, restrooms and showers orderly, and do not cut trees or remove road-marking logs. Leave no trace behind. **No fires are permitted under any circumstances.**

### Rule 6 – Your Schedule is your Guide

- Each outpost will receive a specific schedule for lake time, activities, and events. If it's not on your schedule, it's off-limits.

### Rule 7 – No Forms, No Activities

- Boys will not be allowed to participate in any activities unless all required forms are fully completed and signed by a parent or legal guardian.

---

**Rule 8 – It is just for fun!**

- Tournaments are a fun tradition, but sportsmanship is key. No heckling, arguing with referees, or disrespectful behavior—on or off the court. One warning will be given; continued violations will result in forfeit.

Leaders: Boys must show proof of grade to verify age group eligibility for tournaments. No exceptions

# Pow-Wow Personal Checklist

## Registration Forms

- ☐ Event Attendee Information Form

## Clothing Items

- ☐ Appropriate footwear for outdoor activities
- ☐ Socks (5 minimum)
- ☐ Jeans or other work-type pants (3 minimum)
- ☐ Underclothing (4 minimum)
- ☐ RR T-Shirts
- ☐ Jacket (appropriate for area and time of year)
- ☐ Utility Uniform
- ☐ Sweatshirt
- ☐ Shorts
- ☐ Swimming shorts
- ☐ Poncho or raincoat

## Personal Items

- ☐ Study
  - Bible
- ☐ Sleeping
  - Sleeping bag
  - Pillow
- ☐ Toilet kit
  - Toothbrush
  - Toothpaste
  - Deodorant
  - Towel
  - Washcloth
  - Biodegradable Soap
  - Shampoo
  - Comb or Brush

**Please inform your Leader what type of medication, medication instructions, and how to properly store the medicine.**

- Asthma inhaler (if needed)
- Allergy medicine/pills (if needed)
- ☐ Equipment
  - Canteen or water bottle
  - Flashlight with extra batteries
  - Warm gloves and beanie
- ☐ Organization
  - Duty bag to carry small items.
  - Plastic Bag for dirty clothes
  - School backpack
  - Backpack or luggage bag

## Optional Items

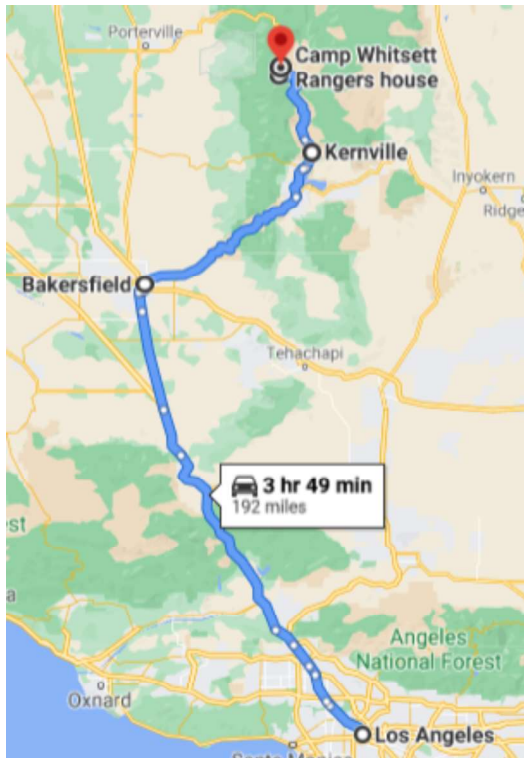
- ☐ Study
  - Small Notebook
  - Pencil or Pen
- ☐ Sleeping
  - Air mattress or foam pad
  - Blanket fleece
- ☐ Toilet Kit
  - Personal First Aid Kit
  - Chap stick
  - Insect repellent
  - Sunscreen
  - Hand lotion
  - Mirror
  - Small package of facial tissues
  - Nail clippers with fingernail file
- ☐ Recreation
  - Sunglasses
  - Camera
- ☐ FCF outfit if you are a member



## Camp Map

### From Los Angeles Area

<https://www.campwhitsett.org/getting-to-camp/>



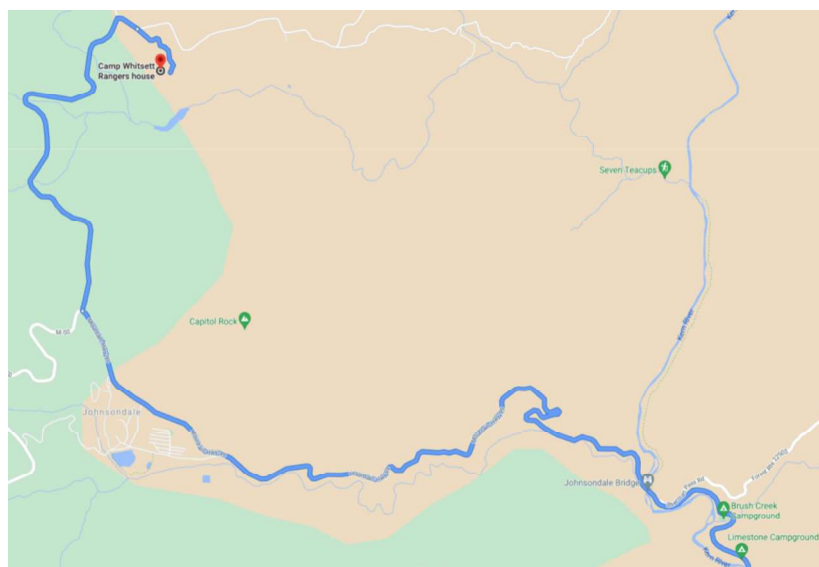
1. Los Angeles to Bakersfield - 1 hour 52 min (111 miles)
2. Bakersfield to Kernville – 1 hour 4 min (52.4 miles)
3. Kernville to Johnsondale - 42 min (24.5 miles) – Drive through Johnsondale on the Hwy 99
4. Johnsondale to Camp Whitsett – 12 min (4.1 miles)
  - a. Continue on Hwy 99 for 0.6 miles
  - b. Turn right onto Forest 22S82 and drive for 2.5 miles
  - c. Turn slight right when you see the Camp Whitsett Sign and follow the road down the hill until you get to registration

## From the Southern Central Valley & the Los Angeles Area

- Take Interstate 5 North to CA-99 North to Bakersfield.
- Then take CA-178 East 40 miles to Lake Isabella.
- Exit at CA-155 W and travel 11 miles up the edge of the lake to Kernville. (Stay right when CA-155 turns left; continue straight on Wofford Heights Blvd. and Burlando Rd.)
- Turn left on Mountain Road 99 – Labeled “Sierra Highway” (a T-intersection) and go 26 miles to R-Ranch at Johnsondale.
- About a mile past Johnsondale, is forest service road 22s82 which takes off to your right; it is signed for Camp Whitsett and also for Peppermint Campsite and the Wilderness Trailhead.
- Camp Whitsett is on the right, after three miles and public campsites numbers 1,2, and 3 (and over 3 bridges)

## From the Mojave Desert (Las Vegas, Nevada, & Inland Empire)

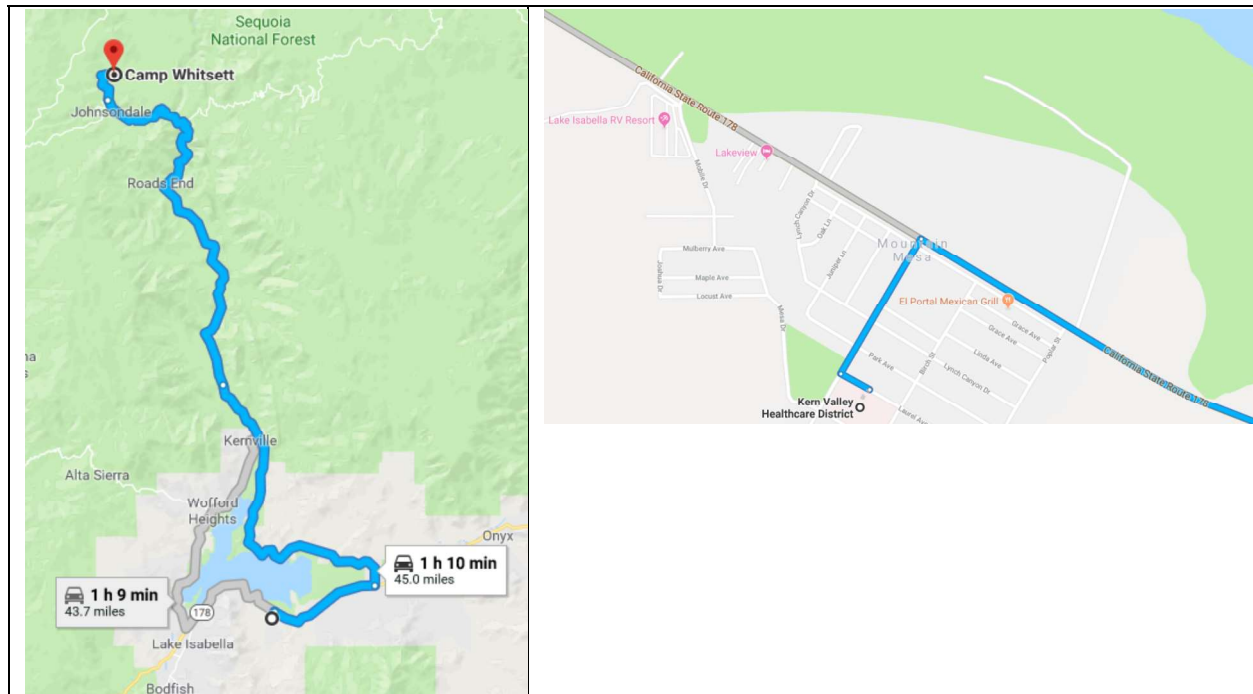
- From the intersection of US Highway 395 and CA-58 (Kramer’s Junction/Four Corners), go North 50 miles on the 395.
- Take the signed offramp to CA-14/Inyokern West for five miles; turn left again onto CA-14 South.
- After three miles, turn right onto CA 178 West.
- Take the 178 for 32 miles and turn right onto Sierra Way; take this for 17 miles on the East edge of the lake into Kernville, and then another 20 miles to R-Ranch at Johnsondale.
- Immediately past this is forest service road 22s82 on your right; it is signed for Camp Whitsett and also for Peppermint Campsite and the Wilderness Trailhead.
- Camp Whitsett is on the right, after three miles and public campsites numbers 1,2, and 3



## Emergency Information

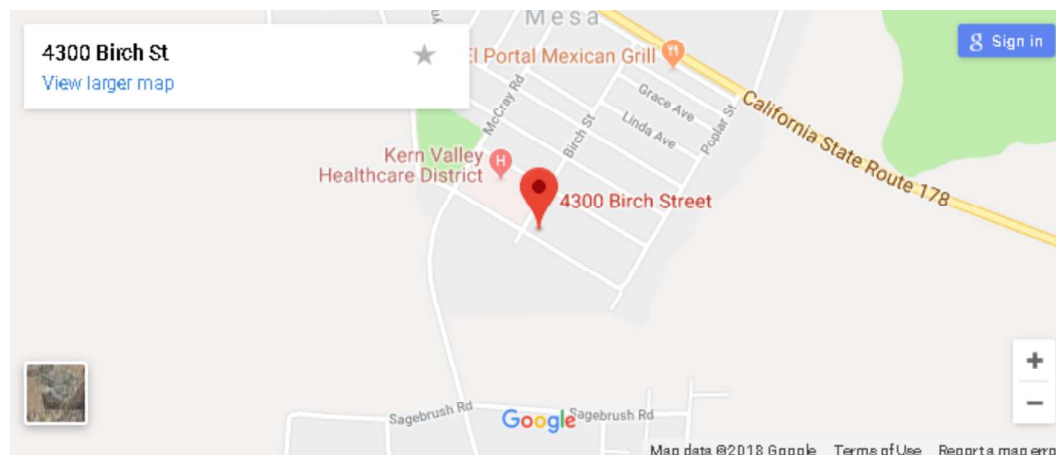
### Kern Valley Healthcare District Hospital

24 Hour Hospital  
6412 Laurel Ave,  
Mountain Mesa, CA 93240  
(760) 379-2681



### Rural Health Clinic

4300 Birch Street  
Lake Isabella, CA  
(760) 379-1791



### Mesa Clinical Pharmacy

12608 Mountain Mesa Road

Lake Isabella, CA

(760) 379-6106

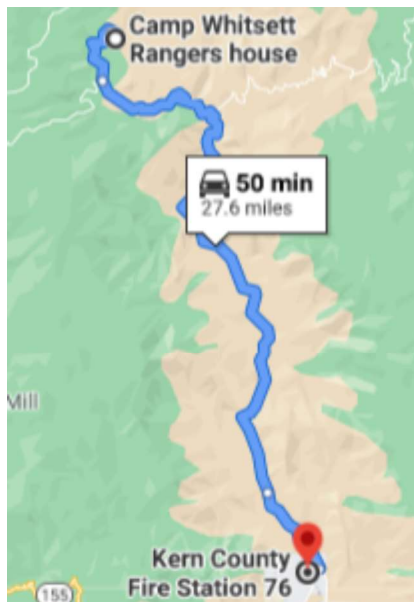


### Kern County Fire Station 76

11018 Kernville Rd.

Kernville, CA 93238

(661) 391-7000



## Activity Registration Forms

Look for the **emoji** next to each activity to see if it qualifies for a medal or trophy:

   – 1st, 2nd, and 3rd **place medals** will be awarded

 – 1st, 2nd, and 3rd **place trophies** will be awarded

To participate in tournament competitions: Email completed forms (pages 14–20)  
by the deadline to [joel@spdroyalrangers.org](mailto:joel@spdroyalrangers.org)

# .22 Rifle Range

Activity is for Adventure Rangers,  
Expedition Rangers, & Leaders.

Church Name \_\_\_\_\_

Outpost # \_\_\_\_\_

Section \_\_\_\_\_

	Name	Age Group	Safety Video (Y/N)
1			
2			
3			
4			
5			
6			
7			
8			
9			
10			
11			
12			
13			
14			
15			
16			
17			
18			
19			
20			
21			
22			
23			
24			
25			

## BB-Gun Range

Activity is for Discovery Rangers,  
Adventure Rangers, & Leaders.

Church Name \_\_\_\_\_

Outpost # \_\_\_\_\_

Section \_\_\_\_\_

	Name	Age Group	Safety Video (Y/N)
1			
2			
3			
4			
5			
6			
7			
8			
9			
10			
11			
12			
13			
14			
15			
16			
17			
18			
19			
20			
21			
22			
23			
24			
25			

# Archery Range

Activity is for Discovery Rangers,  
Adventure Rangers, Expedition  
Rangers, & Leaders.

Church Name \_\_\_\_\_

Outpost # \_\_\_\_\_

Section \_\_\_\_\_

	Name	Age Group	Safety Video (Y/N)
1			
2			
3			
4			
5			
6			
7			
8			
9			
10			
11			
12			
13			
14			
15			
16			
17			
18			
19			
20			
21			
22			
23			
24			
25			



## Shot-Gun Range

Activity is for Expedition Rangers &  
Leaders.

Church Name \_\_\_\_\_

Outpost # \_\_\_\_\_

Section \_\_\_\_\_

	Name	Age Group	Safety Video (Y/N)
1			
2			
3			
4			
5			
6			
7			
8			
9			
10			
11			
12			
13			
14			
15			
16			
17			
18			
19			
20			
21			
22			
23			
24			
25			

## Relay Race Team A

2 teams allowed per outpost

2 Discovery, 2 Adventure, & 2 Expedition Rangers

Boys cannot compete on both teams

Church Name \_\_\_\_\_

Outpost # \_\_\_\_\_

Section \_\_\_\_\_

	Name	Age Group
1		
2		
3		
4		
5		
6		

## Relay Race Team B

2 teams allowed per outpost

2 Discovery, 2 Adventure, & 2 Expedition Rangers

Boys cannot compete on both teams

Church Name \_\_\_\_\_

Outpost # \_\_\_\_\_

Section \_\_\_\_\_

	Name	Age Group
1		
2		
3		
4		
5		
6		

## Tug-Of-War Team A

2 teams allowed per outpost

2 Discovery, 2 Adventure, & 2 Expedition Rangers

Boys cannot compete on both teams

Church Name \_\_\_\_\_

Outpost # \_\_\_\_\_

Section \_\_\_\_\_

	Name	Age Group
1		
2		
3		
4		
5		
6		

## Tug-Of-War Team B

2 teams allowed per outpost

2 Discovery, 2 Adventure, & 2 Expedition Rangers

Boys cannot compete on both teams

Church Name \_\_\_\_\_

Outpost # \_\_\_\_\_

Section \_\_\_\_\_

	Name	Age Group
1		
2		
3		
4		
5		
6		

# Volleyball Team

1 team allowed per outpost

2 Discovery, 2 Adventure, & 2 Expedition

Rangers

Substitutions allowed at half-time break only

Church Name \_\_\_\_\_

Outpost # \_\_\_\_\_

Section \_\_\_\_\_

	Name	Age Group
1		
2		
3		
4		
5		
6		
7		
8		
9		
10		
11		
12		

## Outpost Patrol Spirit

### Outpost Patrol Flag Creation Guidelines

These important guidelines are here to inspire your creativity and help ensure the best outpost patrol flag is created for camp!

- **Essentials:** Include essential elements like the camp name, date, verse, location, church name, outpost number, and patrol name.
- **Unique Design:** Create a flag with a distinctive design shape.
- **Flag Standard:** Incorporate a flag standard using poles, usually lashed together.
- **Colorful Appearance:** Avoid "snow" on the flag by using vibrant colors with minimal to no white space.
- **3D Elements:** Add a creative 3D element to make the flag truly stand out.
- **Collaborative Effort:** Ensure it's clear that the boys participated in making the flag, as those crafted by the boys receive higher scores!

### Outpost Patrol Song Creation Guidelines

These important guidelines are here to inspire your creativity and help ensure the best outpost song is written for camp!

- **Engaging and Original Melody:** Create a song that is unique, fun, and points others to Jesus. It can be inspired by a worship song, a wholesome cartoon tune, or an original melody. Please avoid using instrumental tracks from secular artists, even with new lyrics, so the song and message stays clear and Christ-centered.
- **Memorization:** Ensure that every patrol member has memorized the song.
- **Choreographed Movements:** Include synchronized movements in your performance. Songs led by the boys will earn higher scores.
- **Props and Instruments:** Using props or instruments is highly encouraged! Instruments made by the boys themselves will earn higher scores. Be sure to bring them with you, as Outposts will not be allowed to use the stage instruments or sound equipment during their song.
- **Approval:** If there is any uncertainty about whether your song adheres to these guidelines, please have it reviewed and approved before camp.

### Outpost Patrol Yell Creation Guidelines

These important guidelines are here to inspire your creativity and help ensure the best outpost yell is written for camp!

- **Strong Cadence:** Ensure the yell has a strong, rhythmic cadence—it's a chant, not a melody.
- **Memorization:** Every member of the patrol should have the yell memorized. Any patrol member should be able to lead the yell.
- **Synchronized Movements:** Incorporate synchronized movements into the performance. Yells led by the boys will earn higher scores.
- **Props and Instruments:** Using props or instruments is highly encouraged! Instruments made by the boys themselves will earn higher scores. Be sure to bring them with you, as Outposts will not be allowed to use the stage instruments or sound equipment during their yell.

## Best Campsite 🏆

The criteria for the best campsite is based on safety, cleanliness, proper camp layout, a creativity.

Reminder:

### Rule 5 – Leave No Trace

- ***“A Royal Ranger always leaves the campground better than he found it.”***  
Keep campsites clean, restrooms and showers orderly, and do not cut trees or remove road-marking logs. Leave no trace behind. **No fires are permitted under any circumstances.**

### Best Campsite Criteria

- **Layout** – Campsite should be clearly defined and separated from others using rope, rocks, etc.
- **Proper Camp Setup** – Items should be organized and appropriately placed (kitchen, tents, tools, first-aid kit, fire extinguisher, etc.).
- **Cleanliness** – No visible trash; campsite should be neat and well-maintained.
- **Lashing Projects** – Highly encouraged! Projects will be inspected for correct lashing techniques. Lashing projects built by the boys will receive higher scores.



## The Director's Trophy

The Director's Trophy will be awarded to the best outpost in our district. This is the **third year** this prestigious award will be presented.

### Eligibility Requirements:

- Outposts must be currently chartered — No exceptions

### Must submit:

- Outpost Coordinator Award application
- 1 - Outpost Leadership Award application

**How to Apply:** download applications at: [royalrangers.com/awards](http://royalrangers.com/awards). Email completed applications by July 21 to [joel@spdroyalrangers.org](mailto:joel@spdroyalrangers.org).

<i>Possible %</i>	<b>Category</b>
15%	Participation at Inspire Conference
15%	Participation at Camporee
15%	Participation at Day Camp
15%	Participation at JLDA Events
15%	Participation at FCF Events (chapter, territorial, & national)
10%	Participation at RMA Events (district, regional, & national)
10%	BGMC Master's Toolbox
5%	Outpost leaders serving as staff at district events/trainings



## Previous Trophy Winners

“Give honor to whom honor is due”

Romans 13:7

#	Year	Outpost Number	Church Name	Outpost Coordinator	Camp Theme
1.	2022-2023	Outpost #76	Iglesia Iberoamerica	David Quintanilla Jr.	“Undefeated” Jeremiah 20:11
2	2023-2034	Outpost #76	Iglesia Iberoamerica	David Quintanilla Jr.	“Legacy” Luke 4:18-19

