

2023 CAMPOREE PACKET

UNDEFEATED

**“the Lord stands beside me like a great warrior.
Before Him, my persecutors will stumble.
They cannot defeat me.”**



Table of Contents

Registration Overview.....	4
Online Registration.....	4
Registration Costs	4
Payment Plan	4
Check & Mail Instructions	4
Registration Forms	4
Outpost Camporee Roster Form	5
Event Attendee Information Form (Page 1)	5
Event Attendee Information Form (Page 2)	5
Camporee Rules	6
Rule 1 – God First	6
Rule 2 – Safety is Paramount	6
Rule 3 – Live By the Code	6
Rule 4 – Obey Campground Rules	6
Rule 5 – Leave No Trace	7
Rule 6 – Your Schedule is your Guide.....	7
Rule 7 – No Forms, No Activities	7
Rule 8 – It is just for fun!	7
Pow-Wow Personal Checklist.....	8
Registration Forms	8
Clothing Items	8
Personal Items.....	8
Optional Items.....	8
Camp Map.....	9
From Los Angeles Area	9
From the Southern Central Valley & the Los Angeles Area.....	10
From the Mojave Dessert (Las Vegas, Nevada, & Inland Empire)	10
Emergency Information	11
Kern Valley Healthcare District Hospital	11
Rural Health Clinic	11
Mesa Clinical Pharmacy.....	12
Kern County Fire Station 76	12

Activity Registration Forms	13
.22 Rifle Range 🥇🥈🥉	14
BB-Gun Range	15
Archery Range 🥇🥈🥉	16
Shot-Gun Range	17
Relay Race Team A 🏆	18
Relay Race Team B 🏆	18
Tug-Of-War Team A 🏆	19
Tug-Of-War Team B 🏆	19
Volleyball Team A 🏆	20
Volleyball Team B 🏆	20
Outpost Patrol Spirit 🏆	21
Outpost Patrol Flag	21
Outpost Patrol Song	21
Outpost Patrol Yell	21
Best Campsite 🏆	22
Best Campsite Criteria.....	22
Director's Trophy	23

Registration Overview

Online Registration

Visit <https://clipchamp.com/watch/MAV3lvpbINL> to register your boys and leaders.

Registration Costs

- Early Registration Cost is \$130
- Late Registration Cost is \$140 (After July 10th)
- Registration includes activities, patch, and t-shirt. You need to register before July 10th to get a camp t-shirt – no exceptions.

Payment Plan

A payment plan is available for all outposts. The registration cost is divided into three installments. To sign up for the payment plan option, you need to meet the following deadlines:

- 1st Payment due on Monday, June 19th (\$50)
- 2nd Payment due on Monday, July 10th (\$50)
- 3rd Payment due on Monday, July 31st (\$30)

Check & Mail Instructions

Make church checks payable to: *SOUTHERN PACIFIC DISTRICT*

Mail check to: *614 S. 5TH AVE. LA PUENTE, CA 91746*

Registration Forms

- Outpost Camporee Roster Form
- Event Attendee Information Form
- Camporee Packet

Every outposts needs to complete these forms and email them to the Camporee Director before July 10th to receive a camp t-shirt and to participate in the outpost tournament activities.

These forms can be downloaded online at our district website: <https://spdroyalrangers.org/event/2023-camporee>

Email forms to: edgar@spdroyalrangers.org

Outpost Camporee Roster Form

This form is a comprehensive registration checklist for the outpost.

This form is the checklist for the following items:

- Outpost Information
- Participation in the outpost tournament activities like Patrol System, Volleyball, Best Campsite, and Tug-A-War.
- Registration, Payment Plan, Emergency Contact, and t-shirt size information.
- You need to email this form by July 10th to participate in the tournament activities and receive a camp t-shirt.

Event Attendee Information Form (Page 1)

Everyone attending camp needs to submit this form. You will not be allowed to participate in any activities if this form is not completed.

- For adults – the form needs to be completed in the event of an emergency.
- For boys – the form needs to be completed and signed by a parent or legal guardian.
- For Leaders – it is your responsibility to not allow boys to participate in water or shooting sports activities without parent consent. Boys and adults must wear life-vests in the lake at all times. Boys should never be left unattended or unsupervised regardless of swimming level.

Event Attendee Information Form (Page 2)

Everyone attending camp needs to submit this form. You will not be allowed to participate in the following activities if this form is not completed.

- Swimming and Wading Permission – allows the boy to swim in the lake and/or participate in the lake activities.
- Permission Form for Minors to Compete and Use – allows the boy to participate in archery or tomahawk/knife throwing
- Rifle (Firearm) Permission Form for Minors – allows the boy to participate in the shooting sport activities at camp.
- Boys will not be allowed to participate in any of the aforementioned activities if not signed by a parent or legal guardian – no exceptions.

Camporee Rules

Rule 1 – God First

- Camporee is a fun-filled camp of days in the lake, shooting sports, activities, and making memories. But the most important aspect of camp is God – the powerful messages, prayer time at the altar, and seeking the Holy Spirit. This can only happen if you are present at all services to seek Him. Your attendance is required – Lets keep God's presence the most important part of camp.

Rule 2 – Safety is Paramount

- Boys should never be left unsupervised under no circumstances. Outposts are encouraged to practice the buddy system. Boys should always be accompanied by an adult to and from all activities.

Rule 3 – Live By the Code

- A Royal Ranger lives by the code. Be courteous and obedient to Camp Whitsett and Camporee Staff at all times. Remember, we are representing Jesus Christ in the way we speak and act at camp.

Rule 4 – Obey Campground Rules

- We are Camp Whitsett's guests. As guests, we will go above and beyond to ensure all rules are followed and respected. First time offenders will forfeit their privileges as a guest on the campground and will be asked to leave the premises promptly. No refunds will be given.
 - (1) No fires are allowed under any circumstances.
 - (2) Registration will open Thursday at 1PM – no exceptions.
"Lights out" is from 10:30PM-5:00AM
 - (3) Park in designated areas only – All authorized vehicles must park in designated areas described by staff only.
 - (4) No parking or driving into campgrounds – Violators will be subject to a \$500 fine and be asked to leave the premises.
 - (5) No driving through rivers under any circumstances.
 - (6) Dishwashing in designated areas only – no dish washing in restrooms, near water spigots, or streams.
 - (7) Trash must be placed in trash containers and/or in plastic bags at the designated pick-up area next to the road.
 - (8) No bikes, skateboards, and rollerblades allowed.
 - (9) No firearms are allowed – they will be confiscated and not returned.

Rule 5 – Leave No Trace

- ***“A Royal Ranger always leaves the campground better than he found it.”***

This means keeping the campsites free of trash, the restrooms and showers clean and orderly, do not cut live branches or limbs from trees, and do not remove tree trunks that are used to mark the roads. In other words, after you leave camp it should look like no one was ever there.

Rule 6 – Your Schedule is your Guide

- Your outpost will be designated a specific schedule to follow. The times scheduled for the lake, activities, etc. will all be detailed in your schedule. If your outpost is not scheduled for a specific event, then it is off-limits.

Rule 7 – No Forms, No Activities

- Boys will not be allowed to participate in any activity if the appropriate forms are not entirely completed and signed by a parent or legal guardian.

Rule 8 – It is just for fun!

- Tournaments are a fun tradition at camp. Every outpost wants to play hard and win, but there can only be one tournament champion. Heckling, undermining the referees authority, disrespectful or rude comments on or off the court of play, will not be tolerated. Team(s) will forfeit the game if they cannot abide by this rule after one verbal warning.

Leaders: Every boy will need to bring a physical valid current school ID to participate in outpost tournaments – no exceptions.

Pow-Wow Personal Checklist

Registration Forms

- ☐ Event Attendee Information Form

Clothing Items

- ☐ Appropriate footwear for outdoor activities
- ☐ Socks (5 minimum)
- ☐ Jeans or other work-type pants (3 minimum)
- ☐ Underclothing (4 minimum)
- ☐ RR T-Shirts
- ☐ Jacket (appropriate for area and time of year)
- ☐ Utility Uniform
- ☐ Sweatshirt
- ☐ Shorts
- ☐ Swimming shorts
- ☐ Poncho or raincoat

Personal Items

- ☐ Study
 - Bible
- ☐ Sleeping
 - Sleeping bag
 - Pillow
- ☐ Toilet kit
 - Toothbrush
 - Toothpaste
 - Deodorant
 - Towel
 - Washcloth
 - Biodegradable Soap
 - Shampoo
 - Comb or Brush

Please inform your Leader what type of medication, medication instructions, and how to properly store the medicine.

- Asthma inhaler (if needed)
- Allergy medicine/pills (if needed)
- ☐ Equipment
 - Canteen or water bottle
 - Flashlight with extra batteries
 - Warm gloves and beanie
- ☐ Organization
 - Duty bag to carry small items.
 - Plastic Bag for dirty clothes
 - School backpack
 - Backpack or luggage bag

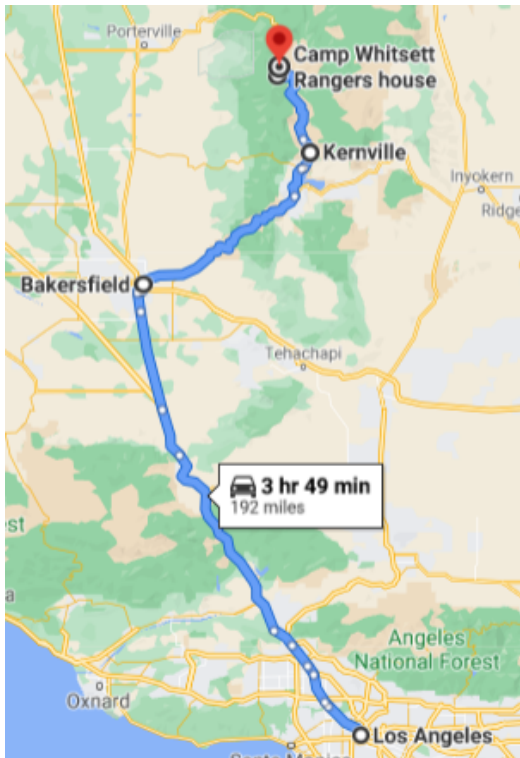
Optional Items

- ☐ Study
 - Small Notebook
 - Pencil or Pen
- ☐ Sleeping
 - Air mattress or foam pad
 - Blanket fleece
- ☐ Toilet Kit
 - Personal First Aid Kit
 - Chap stick
 - Insect repellent
 - Sunscreen
 - Hand lotion
 - Mirror
 - Small package of facial tissues
 - Nail clippers with fingernail file
- ☐ Recreation
 - Sunglasses
 - Camera
- ☐ FCF outfit if you are a member

Camp Map

From Los Angeles Area

<https://www.campwhitsett.org/getting-to-camp/>



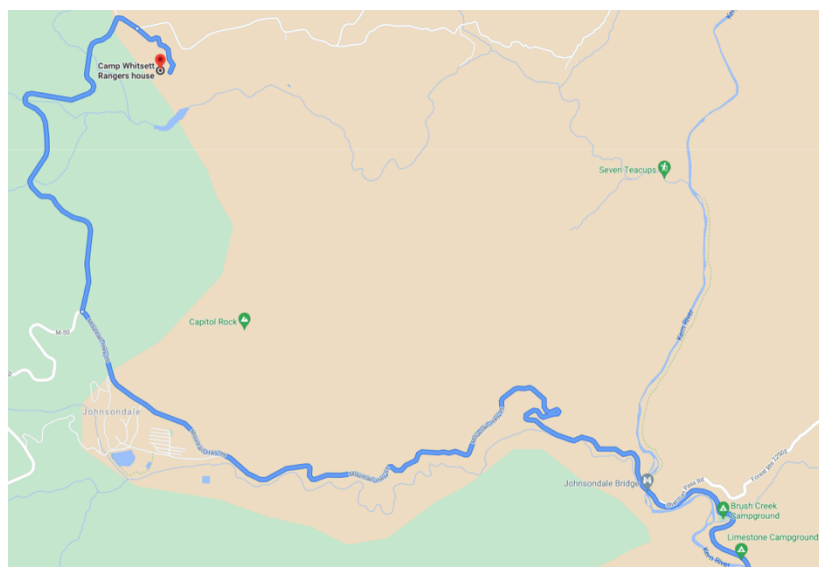
1. Los Angeles to Bakersfield - 1 hour 52 min (111 miles)
2. Bakersfield to Kernville – 1 hour 4 min (52.4 miles)
3. Kernville to Johnsondale - 42 min (24.5 miles) – Drive through Johnsondale on the Hwy 99
4. Johnsondale to Camp Whitsett – 12 min (4.1 miles)
 - a. Continue on Hwy 99 for 0.6 miles
 - b. Turn right onto Forest 22S82 and drive for 2.5 miles
 - c. Turn slight right when you see the Camp Whitsett Sign and follow the road down the hill until you get to registration

From the Southern Central Valley & the Los Angeles Area

- Take Interstate 5 North to CA-99 North to Bakersfield.
- Then take CA-178 East 40 miles to Lake Isabella.
- Exit at CA-155 W and travel 11 miles up the edge of the lake to Kernville. (Stay right when CA-155 turns left; continue straight on Wofford Heights Blvd. and Burlando Rd.)
- Turn left on Mountain Road 99 – Labeled “Sierra Highway” (a T-intersection) and go 26 miles to R-Ranch at Johnsondale.
- About a mile past Johnsondale, is forest service road 22s82 which takes off to your right; it is signed for Camp Whitsett and also for Peppermint Campsite and the Wilderness Trailhead.
- Camp Whitsett is on the right, after three miles and public campsites numbers 1,2, and 3 (and over 3 bridges)

From the Mojave Dessert (Las Vegas, Nevada, & Inland Empire)

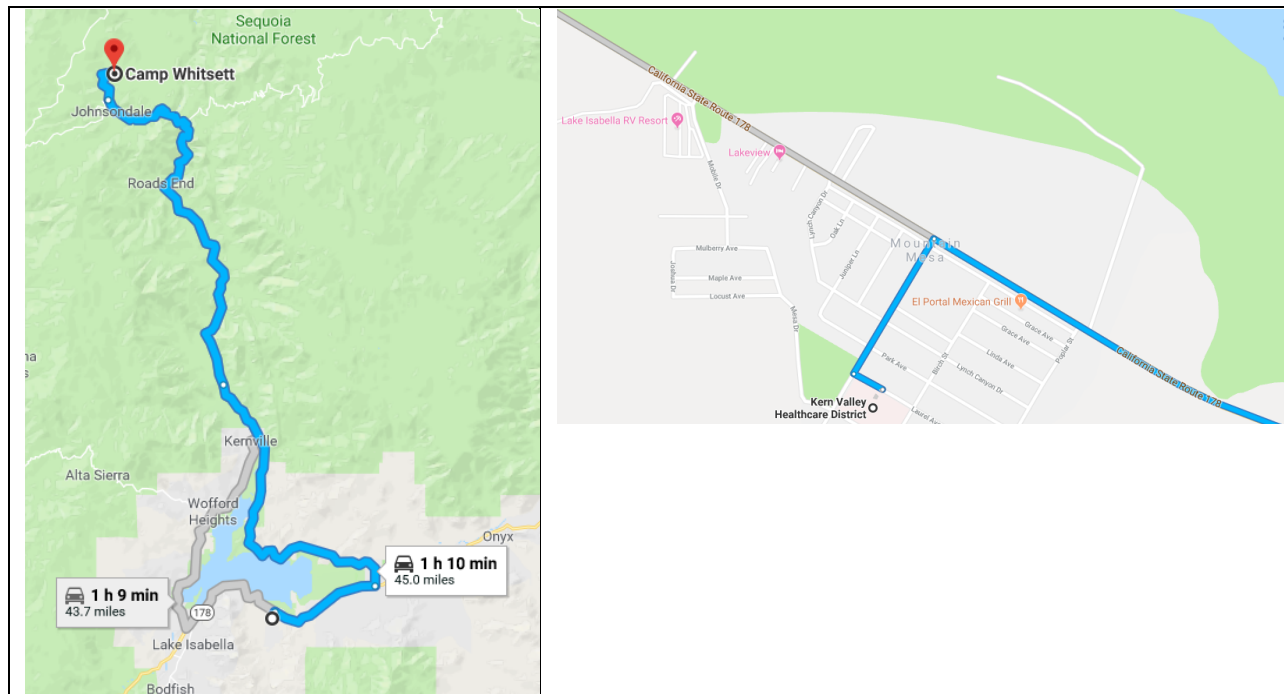
- From the intersection of US Highway 395 and CA-58 (Kramer’s Junction/Four Corners), go North 50 miles on the 395.
- Take the signed offramp to CA-14/Inyokern West for five miles; turn left again onto CA-14 South.
- After three miles, turn right onto CA 178 West.
- Take the 178 for 32 miles and turn right onto Sierra Way; take this for 17 miles on the East edge of the lake into Kernville, and then another 20 miles to R-Ranch at Johnsondale.
- Immediately past this is forest service road 22s82 on your right; it is signed for Camp Whitsett and also for Peppermint Campsite and the Wilderness Trailhead.
- Camp Whitsett is on the right, after three miles and public campsites numbers 1,2, and 3



Emergency Information

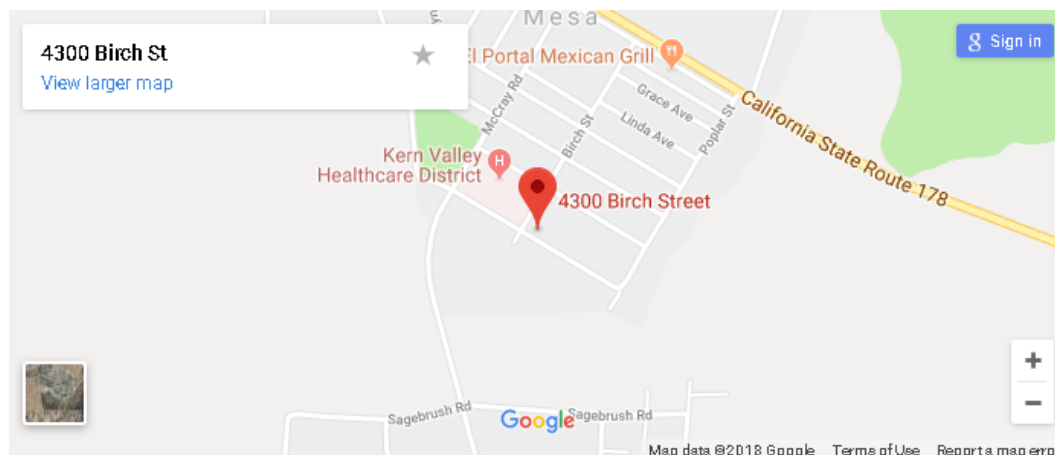
Kern Valley Healthcare District Hospital

24 Hour Hospital
6412 Laurel Ave,
Mountain Mesa, CA 93240
(760) 379-2681



Rural Health Clinic

4300 Birch Street
Lake Isabella, CA
(760) 379-1791



Mesa Clinical Pharmacy

12608 Mountain Mesa Road

Lake Isabella, CA

(760) 379-6106

**Kern County Fire Station 76**

11018 Kernville Rd.

Kernville, CA 93238

(661) 391-7000



Activity Registration Forms

Not all activities are competitions for medals or trophies. Look for the emoji next to the activity to see if the activity is a competition for a medal or trophy.

   *1st, 2nd, and 3rd place medals will be awarded for this activity*

 *1st, 2nd, and 3rd place trophies will be awarded for this activity*

.22 Rifle Range

Activity is for Adventure Rangers,
Expedition Rangers, and Leaders.

Church Name _____

Outpost # _____

Region _____

	Name	Age Group	Safety Video (Y/N)
1			
2			
3			
4			
5			
6			
7			
8			
9			
10			
11			
12			
13			
14			
15			
16			
17			
18			
19			
20			
21			
22			
23			
24			
25			

BB-Gun Range

Activity is for Discovery Rangers,
Adventure Rangers, and Leaders.

Church Name _____

Outpost # _____

Region _____

	Name	Age Group	Safety Video (Y/N)
1			
2			
3			
4			
5			
6			
7			
8			
9			
10			
11			
12			
13			
14			
15			
16			
17			
18			
19			
20			
21			
22			
23			
24			
25			

Archery Range

Activity is for Discovery Rangers,
Adventure Rangers, Expedition
Rangers, and Leaders.

Church Name _____

Outpost # _____

Region _____

	Name	Age Group	Safety Video (Y/N)
1			
2			
3			
4			
5			
6			
7			
8			
9			
10			
11			
12			
13			
14			
15			
16			
17			
18			
19			
20			
21			
22			
23			
24			
25			

Shot-Gun Range

Activity is for Expedition Rangers and Leaders.

Church Name _____

Outpost # _____

Region _____

	Name	Age Group	Safety Video (Y/N)
1			
2			
3			
4			
5			
6			
7			
8			
9			
10			
11			
12			
13			
14			
15			
16			
17			
18			
19			
20			
21			
22			
23			
24			
25			

Relay Race Team A

2 teams allowed per outpost
 2 Discovery, 2 Adventure, & 2 Expedition Rangers
 Boys cannot compete on both teams

Church Name _____
 Outpost # _____
 Region _____

	Name	Age Group
1		
2		
3		
4		
5		
6		

Relay Race Team B

2 teams allowed per outpost
 2 Discovery, 2 Adventure, & 2 Expedition Rangers
 Boys cannot compete on both teams

Church Name _____
 Outpost # _____
 Region _____

	Name	Age Group
1		
2		
3		
4		
5		
6		

Tug-Of-War Team A

2 teams allowed per outpost
2 Discovery, 2 Adventure, & 2 Expedition Rangers
Boys cannot compete on both teams

Church Name _____
Outpost # _____
Region _____

	Name	Age Group
1		
2		
3		
4		
5		
6		

Tug-Of-War Team B

2 teams allowed per outpost
2 Discovery, 2 Adventure, & 2 Expedition Rangers
Boys cannot compete on both teams

Church Name _____
Outpost # _____
Region _____

	Name	Age Group
1		
2		
3		
4		
5		
6		

Volleyball Team A

2 teams allowed per outpost
2 Discovery, 2 Adventure, & 2 Expedition Rangers
Boys cannot compete on both teams

Church Name _____
Outpost # _____
Region _____

	Name	Age Group
1		
2		
3		
4		
5		
6		

Volleyball Team B

2 teams allowed per outpost
2 Discovery, 2 Adventure, & 2 Expedition Rangers
Boys cannot compete on both teams

Church Name _____
Outpost # _____
Region _____

	Name	Age Group
1		
2		
3		
4		
5		
6		

Outpost Patrol Spirit

Outpost Patrol Spirit includes the outpost patrol flag, song, and yell.

The following are just guidelines on how to make a 1st Place flag, song, and yell.

Check out our JLDA video for more ideas: <https://clipchamp.com/watch/MAV3lvpbINL>

Outpost Patrol Flag

The following are just guidelines. Get creative and make a one-of-a-kind flag for camp!

- It has all the essentials – the camp name, date, verse, location, church name, outpost number, and patrol name.
- The flag has a unique design – not rectangular.
- The flag has a standard. The flag standard are poles that are usually lashed together.
- No “snow” on the flag – the flag is colorful with very little to no white.
- Make it 3D – the flag has a creative element that makes it really stand out.
- It is evident that the boys worked on the flag (not just made by the leaders).

Outpost Patrol Song

The following are just guidelines. Get creative and make a one-of-a-kind song for camp!

- Has a good rhythm or melody – it can be a worship song, cartoon song, or whatever the patrol decides!
- Every member of the patrol has the song memorized.
- There is synchronized movement to the song.
- Props, instruments, etc. are highly encouraged!

Outpost Patrol Yell

The following are just guidelines. Get creative and make a one-of-a-kind song for camp!

- Has a good strong cadence – very different from a song, a yell does not have a melody but instead it is shouted loudly by the patrol.
- Every member of the patrol has the yell memorized.
- There is synchronized movement to the yell.
- Props, instruments, etc. are highly encouraged!

Best Campsite 🏆

The criteria for the best campsite is based on safety, cleanliness, proper camp layout, and creativity.

Reminder:

Rule 5 – Leave No Trace

- ***“A Royal Ranger always leaves the campground better than he found it.”***

This means keeping the campsites free of trash, the restrooms and showers clean and orderly, do not cut live branches or limbs from trees, and do not remove tree trunks that are used to mark the roads. **No camp fires under no circumstances.** In other words, after you leave camp it should look like no one was ever there.

Best Campsite Criteria

- Layout – the area should be visibly separated from other campsites with rope, rocks, etc.
- Proper Camp Layout – Proper placement of the kitchen, tents, tools, first-aid kit, fire extinguisher, etc.
- Cleanliness – no visible trash.
- Archway – Creative and reflects the camp theme. It has all the essentials – the camp name, date, verse, location, church name, outpost number, and patrol name.



Director's Trophy

The Director's Trophy will be awarded to the best outpost in our district. This will be the first year that this new award is being presented. Outposts must be currently chartered.

Prerequisite criteria: Every outpost needs to submit an **Outpost Coordinator Award** application and at least one **Outpost Leadership Award** application to Camporee Director.

Email applications by July 10 to edgar@spdroyalrangers.org

Possible %	Category
15%	Participation at District Conference
15%	Participation at Camporee
15%	Participation at Day Camp
15%	Participation at JLDA Events
15%	Participation at FCF Events
10%	Participation at RMA Events
10%	BGMC Master's Toolbox
5%	Outpost leaders serving as staff at district events/trainings